

Revisions

Issue	Date	Note
2	23/10/2024	See GTXPDC/1016

DATASHEET



1. Mechanical

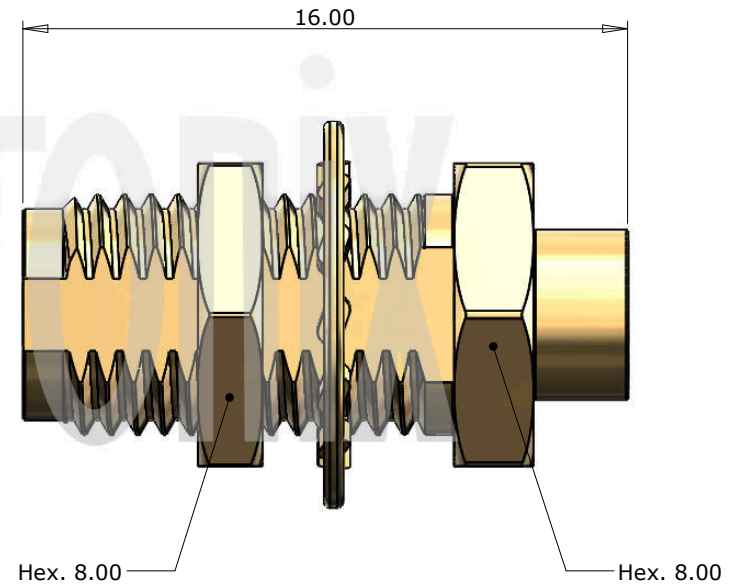
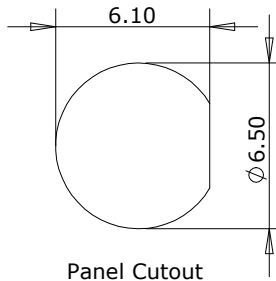
Cable Retention	27N
Fixing Method	Solder
Durability	500 mating cycles
Cable Retention	272N
Maximum Panel Thickness	3.20mm

2. Environmental

RoHS Compliant	Yes
Temperature Range	-65 to +165 degrees C

3. Electrical

Dielectric Withstanding	1000 Volts RMS Maximum
Impedance	50 ohms
Interface Frequency	18 GHz
Working Voltage	500 Volts RMS Maximum



Description	Material	Finish
5 Washer	Phosphor Bronze	Gold
4 Lock Nut	Brass	Gold
3 Dielectric	PTFE	White
2 Contact	Beryllium Copper	Gold
1 Body	Brass	Gold

Unless otherwise specified tolerances
 0.5-5 = ±0.2
 >5-30 = ±0.4
 >30-120 = ±0.6
 >120-315 = ±1.0
 >315-1000 = ±1.6
 Angles = ±5°
 Units = mm

This document is the confidential property of Gigatronix Limited and may not be copied, reproduced or transmitted to any third party without written authorisation.



Author	PJP
Drawn by	PJP
Drawing date	17/11/2022
Checked by	DB
Checked date	17/11/2022
Scale	Not to scale

Part Number MA02-0402-R01-8
Title: SMA Solder Bulkhead Jack, Gold Plated, 8mm Hex Flange, RG402, .141 semi-rigid

Revisions

Issue	Date	Note
2	23/10/2024	See GTXPDC/1016

ASSEMBLY INSTRUCTIONS


Assembly Instructions

1) Strip the cable to the dimensions as shown, taking care not to nick the centre core.

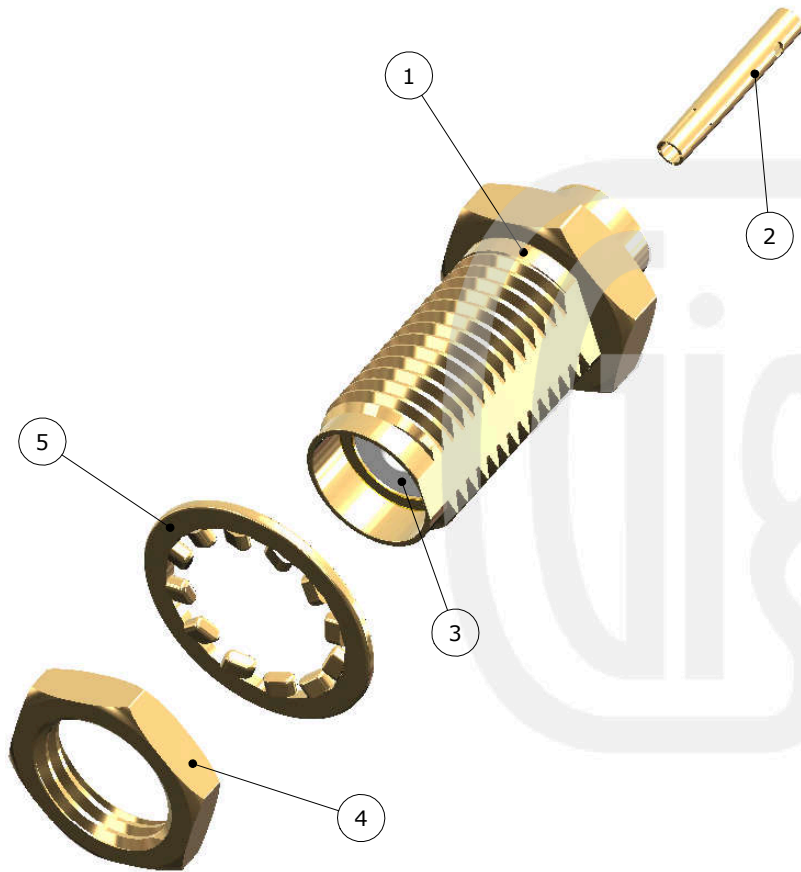



2) Solder the pin onto the centre core and slide the pin into the body, ensuring that the contact is fully located

3) Solder the outer shield of the cable to the connector mandril



Strip Dimensions:
A=0.0mm, B=3.0mm



Description	Material	Finish
1 Body	Brass	Gold
2 Contact	Beryllium Copper	Gold
3 Dielectric	PTFE	White
4 Lock Nut	Brass	Gold
5 Washer	Phosphor Bronze	Gold

Unless otherwise specified tolerances
 0.5-5 = ±0.2
 >5-30 = ±0.4
 >30-120 = ±0.6
 >120-315 = ±1.0
 >315-1000 = ±1.6
 Angles = ±5°
 Units = mm

This document is the confidential property of Gigatronix Limited and may not be copied, reproduced or transmitted to any third party without written authorisation.



Author	PJP
Drawn by	PJP
Drawing date	17/11/2022
Checked by	DB
Checked date	17/11/2022
Scale	Not to scale

Part Number MA02-0402-R01-8
Title: SMA Solder Bulkhead Jack, Gold Plated, 8mm Hex Flange, RG402, .141 semi-rigid