


**Revisions**

Issue	Date	Note
3	21/03/2023	See GTXPDC/692 - checked DB 21/03/2023

**DATASHEET**



**1. Mechanical**

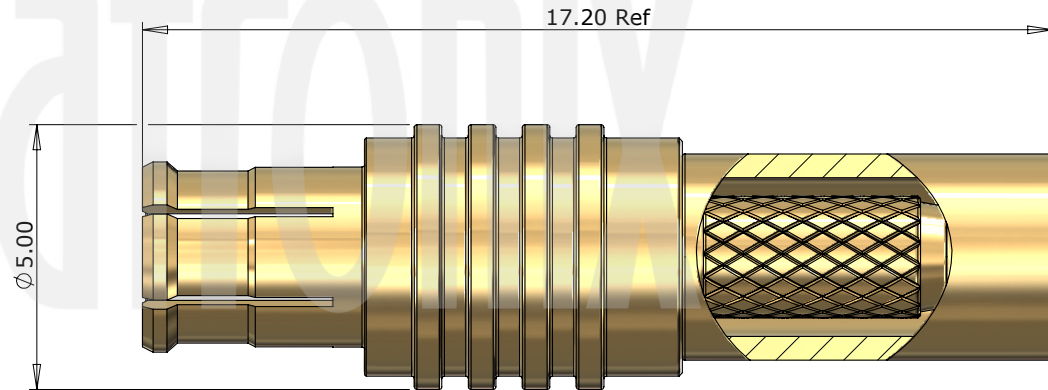
Fixing Method	Crimp
Cable Retention	Equal to breaking strain of cable
Durability	500 mating cycles
Contact Termination	Crimp

**2. Environmental**

RoHS Compliant	Yes
Temperature Range	-65 to +165 degrees C

**3. Electrical**

Dielectric Withstanding	500 Volts RMS Maximum
Impedance	50 ohms
Interface Frequency	6 GHz
Working Voltage	250 Volts RMS Maximum



Description	Material	Finish
4 Ferrule	Brass	Gold
3 Dielectric	White	PTFE
2 Pin	Brass	Gold
1 Body	Brass / Beryllium Copper	Gold

Unless otherwise specified tolerances  
 0.5-5 = ±0.2  
 >5-30 = ±0.4  
 >30-120 = ±0.6  
 >120-315 = ±1.0  
 >315-1000 = ±1.6  
 Angles = ±5°  
 Units = mm

This document is the confidential property of Gigatronix Limited and may not be copied, reproduced or transmitted to any third party without written authorisation.



<b>Author</b>	PJP
<b>Drawn by</b>	PJP
<b>Drawing date</b>	18/04/2018
<b>Checked by</b>	DB
<b>Checked date</b>	19/04/2018
<b>Scale</b>	Not to scale

<b>Part Number</b>	MX15-0174-C01
<b>Title:</b>	MCX Crimp Plug, Gold Plated, 50 ohms, RG174, LBC100, RG316

**Revisions**

Issue	Date	Note
3	21/03/2023	See GTXPCD/692 - checked DB 21/03/2023

**ASSEMBLY INSTRUCTIONS**

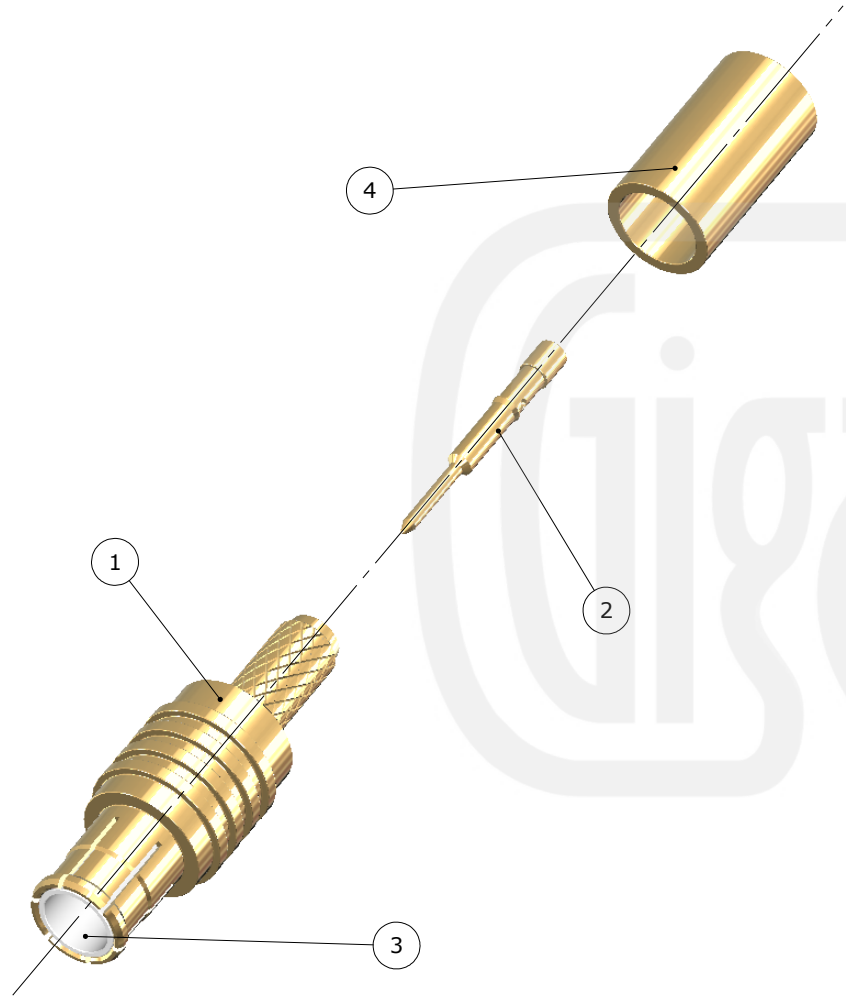
**Assembly Instructions**

1) Slide the ferrule onto the cable and strip the cable to the dimensions as shown, taking care not to nick the centre conductor or braid.



2) Crimp the pin onto the centre core and slide the pin into the body, ensuring that the cable braid is on the outside of the connector mandril and that the pin is fully located.

3) Slide the ferrule forward and crimp.



**Crimp Die Sizes:**  
3.25mm Hex., 0.72mm sq.

**Strip Dimensions:**  
A=4.5mm, B=1.3mm, C=2.5mm



Description	Material	Finish
4 Ferrule	Brass	Gold
3 Dielectric	White	PTFE
2 Pin	Brass	Gold
1 Body	Brass / Beryllium Copper	Gold

Unless otherwise specified tolerances  
 0.5-5 = ±0.2  
 >5-30 = ±0.4  
 >30-120 = ±0.6  
 >120-315 = ±1.0  
 >315-1000 = ±1.6  
 Angles = ±5°  
 Units = mm

This document is the confidential property of Gigatronix Limited and may not be copied, reproduced or transmitted to any third party without written authorisation.



<b>Author</b>	PJP
<b>Drawn by</b>	PJP
<b>Drawing date</b>	18/04/2018
<b>Checked by</b>	DB
<b>Checked date</b>	19/04/2018
<b>Scale</b>	Not to scale

**Part Number** MX15-0174-C01

**Title:** MCX Crimp Plug, Gold Plated, 50 ohms, RG174, LBC100, RG316